



L'ACCELERATION

resultats


Essais chronos

20/07/2024 - 09:13

Cl	Kart	Pilote	Ecart	Meilleur Tour	Tours
1	8	SACHAA		1:04.758	15
2	16	ROMAIN-G	0.811	1:05.569	14
3	18	TONTON JP	1.700	1:06.458	15
4	19	ROM193	1.741	1:06.499	14
5	20	THÉOPHILE	2.021	1:06.779	15
6	6	ERIC 27	2.165	1:06.923	15
7	9	WILL 2.0	2.545	1:07.303	15
8	7	STEEVENS	2.620	1:07.378	15
9	11	DYLAN-G	3.490	1:08.248	14
10	21	PTIGUI	3.655	1:08.413	14
11	4	FREDO	3.976	1:08.734	14
12	17	BENJAMIN P	5.600	1:10.358	14
13	15	KEKE 0688	7.035	1:11.793	13
14	3	AXEL	7.347	1:12.105	13
15	14	ANTHONY_MNT	7.375	1:12.133	13
16	12	351NELSON	7.387	1:12.145	13
17	1	DENIS	7.461	1:12.219	14
18	5	ROMAIN	8.204	1:12.962	14

Historique des temps


Kart	Pilote	1	2	3	4	5	6	7	8	9	10	Moy.
8	SACHAA	-	1:09.837	1:08.315	1:07.233	1:06.951	1:06.173	1:06.567	1:05.884	1:04.994	1:05.466	1:06.342
		1:05.095	1:05.499	1:04.758	1:05.203	1:06.822						
16	ROMAIN-G	-	1:07.722	1:07.022	1:06.350	1:06.698	1:06.896	1:06.975	1:07.146	1:06.121	1:05.569	1:06.678
		1:06.288	1:06.095	1:06.859	1:07.079							
18	TONTON JP	-	1:12.211	1:09.758	1:09.417	1:08.552	1:07.759	1:09.302	1:10.115	1:07.585	1:07.247	1:08.430
		1:06.894	1:07.720	1:07.034	1:06.458	1:07.979						
19	ROM193	-	1:09.705	1:08.370	1:08.005	1:08.069	1:08.052	1:09.185	1:08.201	1:06.991	1:07.533	1:07.811
		1:06.540	1:07.607	1:06.499	1:06.792							
20	THÉOPHILE	-	1:09.933	1:11.111	1:08.830	1:07.532	1:07.332	1:07.883	1:08.827	1:07.664	1:07.123	1:08.149
		1:06.959	1:07.416	1:08.620	1:06.779	1:08.085						
6	ERIC 27	-	1:13.841	1:09.225	1:08.674	1:08.105	1:08.096	1:07.607	1:07.891	1:06.961	1:06.982	1:08.271
		1:08.065	1:07.479	1:08.359	1:07.595	1:06.923						
9	WILL 2.0	-	1:11.288	1:09.489	1:08.864	1:10.285	1:07.890	1:07.772	1:09.135	1:08.438	1:07.752	1:08.889
		1:10.709	1:07.303	1:09.583	1:07.740	1:08.211						
7	STEEVENS	-	1:11.448	1:13.410	1:10.091	1:09.430	1:09.208	1:09.543	1:08.786	1:08.201	1:08.339	1:09.102
		1:08.118	1:07.651	1:07.378	1:07.766	1:08.059						
11	DYLAN-G	-	1:15.141	1:13.442	1:12.656	1:10.376	1:10.923	1:10.159	1:09.990	1:08.869	1:08.310	1:10.310
		1:08.757	1:08.604	1:08.561	1:08.248							
21	PTIGUI	-	1:15.296	1:11.744	1:13.353	1:09.547	1:10.950	1:09.597	1:09.840	1:09.116	1:08.413	1:10.429
		1:09.355	1:09.251	1:08.562	1:10.554							
4	FREDO	-	1:13.321	1:13.118	1:11.069	1:13.701	1:10.620	1:09.785	1:10.648	1:09.682	1:10.514	1:10.658
		1:08.734	1:09.158	1:08.832	1:09.372							
17	BENJAMIN P	-	1:17.799	1:16.356	1:16.340	1:14.203	1:22.386	1:14.352	1:13.153	1:13.839	1:13.084	1:14.509
		1:12.065	1:12.295	1:12.392	1:10.358							
15	KEKE 0688	-	1:16.844	1:16.360	1:17.500	1:12.747	1:12.788	1:15.419	1:12.371	1:13.974	1:12.332	1:14.132
		1:12.839	1:11.793	1:14.625								
3	AXEL	-	1:23.706	1:18.316	1:15.603	1:15.226	1:19.809	1:14.457	1:13.030	1:13.155	1:14.237	1:15.385



L'ACCELERATION

resultats

Kart	Pilote	1	2	3	4	5	6	7	8	9	10	Moy.
		1:12.380	1:12.105	1:12.603								
14	ANTHONY_MNT	-	1:23.375	1:27.490	1:18.997	1:16.894	1:15.106	1:15.279	1:13.714	1:14.429	1:12.821	1:16.315
		1:12.133	1:12.364	1:13.183								
12	351NELSON	-	1:31.110	1:18.732	1:15.655	1:14.829	1:18.439	1:12.513	1:13.801	1:14.158	1:16.212	1:16.156
		1:13.358	1:12.145	1:12.928								
1	DENIS	-	1:22.644	1:18.812	1:16.801	1:16.954	1:16.174	1:16.080	1:12.219	1:14.454	1:12.883	1:15.237
		1:12.754	1:12.428	1:13.553	1:12.329							
5	ROMAIN	-	1:17.305	1:15.074	1:14.399	1:13.065	1:15.040	1:14.701	1:14.075	1:14.074	1:13.121	1:14.223
		1:13.458	1:14.197	1:12.962	1:13.431							



L'ACCELERATION

resultats


Course

20/07/2024 - 09:58

Clt	Kart	Pilote	Tours	Ecart	Interv.	Meilleur Tour	km/h
1	8	SACHAA	14			1:04.882	64.72
2	16	ROMAIN-G	14	5.095	5.095	1:05.096	64.37
3	19	ROM193	14	12.034	6.939	1:06.212	63.90
4	10	THÉOPHILE	14	19.463	7.429	1:06.803	63.40
5	9	WILL 2.0	14	23.618	4.155	1:07.084	63.12
6	18	TONTON JP	14	27.598	3.980	1:06.393	62.86
7	7	STEEVENS	14	29.527	1.929	1:07.184	62.74
8	11	DYLAN-G	14	31.409	1.882	1:07.256	62.62
9	21	PTIGUI	14	40.127	8.718	1:07.914	62.06
10	4	FREDO	14	42.523	2.396	1:08.032	61.90
11	17	BENJAMIN P	13	1 Tour	1 Tour	1:09.535	58.63
12	3	AXEL	13	1 Tour	0.622	1:10.227	58.59
13	1	DENIS	13	1 Tour	9.196	1:11.122	58.03
14	15	KEKE 0688	13	1 Tour	0.745	1:11.294	57.99
15	5	ROMAIN	13	1 Tour	3.254	1:10.824	57.79
16	14	ANTHONY_MNT	13	1 Tour	17.604	1:11.695	56.76
17	2	ERIC 27	13	1 Tour	6.674	1:06.293	56.38
18	12	351NELSON	12	2 Tours	1 Tour	1:10.106	54.23

Historique des temps

Kart	Pilote	1	2	3	4	5	6	7	8	9	10	Moy.
8	SACHAA	1:07.294	1:05.254	1:05.014	1:04.966	1:05.737	1:05.162	1:04.914	1:06.142	1:16.673	1:11.828	1:06.748
		1:05.715	1:05.526	1:05.378	1:04.882							
16	ROMAIN-G	1:08.411	1:06.024	1:06.180	1:05.426	1:05.675	1:06.725	1:05.647	1:05.922	1:14.611	1:11.430	1:07.110
		1:06.514	1:05.342	1:05.096	1:06.547							
19	ROM193	1:11.130	1:07.001	1:07.745	1:06.609	1:06.212	1:06.313	1:08.336	1:06.984	1:07.562	1:10.401	1:07.585
		1:07.075	1:06.884	1:07.094	1:06.850							
10	THÉOPHILE	1:10.188	1:07.664	1:08.047	1:08.037	1:08.356	1:07.365	1:06.803	1:07.572	1:08.334	1:08.985	1:08.107
		1:08.262	1:07.316	1:08.914	1:07.667							
9	WILL 2.0	1:11.537	1:07.671	1:08.155	1:07.685	1:07.146	1:07.640	1:07.294	1:08.803	1:10.486	1:10.880	1:08.383
		1:07.136	1:07.958	1:07.084	1:07.898							
18	TONTON JP	1:12.538	1:10.352	1:07.247	1:06.537	1:08.061	1:12.580	1:06.481	1:07.912	1:11.601	1:08.919	1:08.696
		1:07.439	1:08.876	1:06.817	1:06.393							
7	STEEVENS	1:13.005	1:09.266	1:08.641	1:08.082	1:07.615	1:07.920	1:07.662	1:08.793	1:11.626	1:09.092	1:08.806
		1:07.184	1:07.538	1:08.712	1:08.151							
11	DYLAN-G	1:12.074	1:08.969	1:07.339	1:07.588	1:08.133	1:08.898	1:08.225	1:09.161	1:10.947	1:08.982	1:08.927
		1:07.546	1:07.256	1:09.891	1:09.977							
21	PTIGUI	1:14.176	1:08.736	1:09.299	1:07.914	1:08.193	1:09.200	1:08.704	1:11.692	1:09.131	1:10.343	1:09.544
		1:08.971	1:09.538	1:09.238	1:08.493							
4	FREDO	1:16.013	1:09.756	1:08.688	1:08.436	1:08.297	1:08.663	1:09.105	1:12.434	1:11.177	1:09.325	1:09.703
		1:09.583	1:08.032	1:08.108	1:08.236							
17	BENJAMIN P	1:18.959	1:13.863	1:10.418	1:10.722	1:11.055	1:09.535	1:11.352	1:28.912	1:15.748	1:11.309	1:13.574
		1:11.508	1:12.347	1:10.734								
3	AXEL	1:16.633	1:11.145	1:11.696	1:11.362	1:10.893	1:11.106	1:12.566	1:31.364	1:17.733	1:10.227	1:13.615
		1:11.060	1:10.350	1:10.864								
1	DENIS	1:18.764	1:12.833	1:14.861	1:12.897	1:12.122	1:12.217	1:13.431	1:18.306	1:18.028	1:12.843	1:14.135
		1:11.122	1:12.780	1:13.561								
15	KEKE 0688	1:21.449	1:14.498	1:13.644	1:12.235	1:12.734	1:13.087	1:13.672	1:22.381	1:15.516	1:12.176	1:14.309



L'ACCELERATION

resultats

Kart	Pilote	1	2	3	4	5	6	7	8	9	10	Moy.
		1:11.680	1:11.658	1:11.294								
5	ROMAIN	1:18.281	1:10.824	1:11.515	1:21.199	1:12.279	1:11.384	1:14.006	1:21.295	1:16.476	1:12.512	1:14.484
		1:11.905	1:12.277	1:14.342								
14	ANTHONY_MNT	1:31.330	1:15.098	1:13.567	1:25.958	1:13.619	1:12.920	1:14.772	1:16.987	1:14.307	1:11.695	1:15.882
		1:11.799	1:12.155	1:12.267								
2	ERIC 27	1:12.427	1:07.027	1:06.357	1:07.637	1:06.293	1:06.543	1:06.651	2:21.440	1:50.684	1:08.886	1:16.574
		1:07.378	1:06.879	1:07.265								
12	351NELSON	1:36.139	1:14.182	1:12.202	1:25.747	1:12.530	1:17.387	1:56.215	1:16.736	1:10.210	1:11.693	1:19.474
		1:10.548	1:10.106									