



L'ACCELERATION

resultats


Essais chronos

24/08/2024 - 09:03

Clt	Kart	Pilote	Ecart	Meilleur Tour	Tours
1	15	OLIVEUR		1:07.088	12
2	20	DEDE	0.048	1:07.136	14
3	5	NICKOF	0.919	1:08.007	14
4	9	EVENO BÉRENGER	1.107	1:08.195	14
5	8	ALEXIS28	1.133	1:08.221	14
6	7	COKA	1.209	1:08.297	14
7	10	EVENO JEAN-LUC	1.533	1:08.621	14
8	14	LECLERC THIERRY	1.909	1:08.997	14
9	2	VALOU76730	2.172	1:09.260	14
10	18	GREG	2.212	1:09.300	13
11	3	FORTIER	3.160	1:10.248	13
12	4	QUESNEY JULIEN	3.964	1:11.052	13
13	17	ALEXIS	4.863	1:11.951	13
14	12	DUBOC REYNALD	4.906	1:11.994	13
15	11	EUDE CHRISTOPHE	5.728	1:12.816	13
16	16	JULIEN	6.702	1:13.790	12
17	6	FORTIER TIMOTHE	7.061	1:14.149	13
18	21	BASTIDE THOMAS	10.394	1:17.482	12

Historique des temps


Kart	Pilote	1	2	3	4	5	6	7	8	9	10	Moy.
15	OLIVEUR	-	1:08.280	1:08.555	1:07.988	1:07.870	1:07.859	1:07.428	1:07.088	1:12.442	1:08.984	1:08.314
		1:07.675	1:07.290									
20	DEDE	-	1:11.275	1:09.208	1:09.101	1:09.217	1:08.235	1:23.060	1:07.536	1:07.220	1:07.447	1:10.505
		1:14.666	1:07.512	1:14.956	1:07.136							
5	NICKOF	-	1:14.585	1:11.001	1:10.002	1:11.102	1:12.223	1:10.391	1:10.417	1:09.460	1:08.575	1:10.166
		1:09.013	1:08.840	1:08.546	1:08.007							
9	EVENO BÉRENGER	-	1:11.256	1:10.058	1:10.247	1:09.463	1:09.253	1:09.918	1:08.910	1:09.885	1:08.577	1:09.355
		1:08.195	1:09.138	1:08.254	1:08.469							
8	ALEXIS28	-	1:15.172	1:11.638	1:11.537	1:09.649	1:10.166	1:08.489	1:10.091	1:10.479	1:08.887	1:10.127
		1:09.530	1:08.221	1:08.352	1:09.444							
7	COKA	-	1:12.048	1:10.476	1:10.640	1:09.697	1:09.798	1:09.672	1:09.664	1:10.139	1:08.932	1:09.797
		1:08.898	1:10.314	1:08.797	1:08.297							
10	EVENO JEAN-LUC	-	1:14.160	1:12.783	1:11.212	1:10.734	1:10.215	1:09.401	1:09.496	1:09.313	1:09.477	1:10.263
		1:09.072	1:09.575	1:09.360	1:08.621							
14	LECLERC THIERRY	-	1:14.099	1:12.857	1:11.548	1:10.494	1:11.107	1:10.892	1:09.736	1:09.762	1:09.511	1:10.600
		1:09.491	1:09.500	1:08.997	1:09.811							
2	VALOU76730	-	1:15.831	1:13.014	1:11.770	1:10.053	1:09.863	1:29.673	1:10.812	1:10.300	1:09.573	1:12.186
		1:09.352	1:09.581	1:09.337	1:09.260							
18	GREG	-	1:14.124	1:12.315	1:11.499	1:10.657	1:10.170	1:11.312	1:11.656	1:11.086	1:10.627	1:11.074
		1:10.674	1:09.474	1:09.300								
3	FORTIER	-	1:14.068	1:12.714	1:13.161	1:10.726	1:11.024	1:11.487	1:10.918	1:12.258	1:10.248	1:11.806
		1:12.020	1:11.225	1:11.834								
4	QUESNEY JULIEN	-	1:15.313	1:14.513	1:13.256	1:16.468	1:11.490	1:12.811	1:12.582	1:11.252	1:12.617	1:12.813
		1:11.322	1:11.052	1:11.081								
17	ALEXIS	-	1:15.407	1:14.624	1:13.045	1:14.864	1:14.058	1:14.201	1:12.232	1:11.951	1:13.327	1:13.607
		1:14.170	1:12.653	1:12.753								
12	DUBOC REYNALD	-	1:19.738	1:16.631	1:14.074	1:13.072	1:14.547	1:14.105	1:13.485	1:14.320	1:13.990	1:14.353



L'ACCELERATION

resultats

Kart	Pilote	1	2	3	4	5	6	7	8	9	10	Moy.
		1:12.934	1:13.355	1:11.994								
11	EUDE CHRISTOPHE	-	1:19.446	1:17.722	1:25.390	1:14.730	1:15.328	1:14.676	1:14.082	1:13.135	1:13.351	1:15.650
		1:12.967	1:14.166	1:12.816								
16	JULIEN	-	1:23.001	1:18.242	1:17.531	1:17.234	1:21.149	1:18.672	1:18.792	1:15.079	1:15.259	1:17.660
		1:13.790	1:15.512									
6	FORTIER TIMOTHE	-	1:17.279	1:14.481	1:15.326	1:14.795	1:15.386	1:14.149	1:14.343	1:17.047	1:14.474	1:16.340
		1:14.740	1:24.667	1:19.395								
21	BASTIDE THOMAS	-	1:33.809	1:24.069	1:30.429	1:26.372	1:31.217	1:27.961	1:17.482	1:19.205	1:27.507	1:26.211
		1:25.820	1:24.458									



L'ACCELERATION

resultats


Course

24/08/2024 - 09:46

Clt	Kart	Pilote	Tours	Ecart	Interv.	Meilleur Tour	km/h
1	15	OLIVEUR	14			1:05.910	64.72
2	20	DEDE	14	1.416	1.416	1:06.243	64.63
3	9	EVENO BÉRENGER	14	23.522	22.106	1:07.106	63.14
4	5	NICKHOF	14	31.003	7.481	1:07.022	62.65
5	7	COKA	14	33.090	2.087	1:07.742	62.51
6	8	ALEXIS28	14	33.364	0.274	1:07.526	62.49
7	10	EVENO JEAN-LUC	14	36.972	3.608	1:08.133	62.26
8	2	VALOU76730	14	37.361	0.389	1:07.853	62.24
9	18	GREG	14	38.432	1.071	1:07.661	62.17
10	14	LECLERC THIERRY	14	48.089	9.657	1:08.102	61.56
11	3	FORTIER	14	48.210	0.121	1:08.414	61.55
12	4	QUESNEY JULIEN	14	1:21.664	33.454	1:09.014	59.52
13	17	ALEXIS	13	1 Tour	1 Tour	1:09.625	60.07
14	12	DUBOC REYNALD	13	1 Tour	29.897	1:12.068	58.21
15	6	FORTIER TIMOTHE	13	1 Tour	2.776	1:11.978	58.04
16	11	EUDE CHRISTOPHE	13	1 Tour	13.689	1:10.977	57.23
17	16	JULIEN	13	1 Tour	12.857	1:12.065	56.49
18	21	BASTIDE THOMAS	12	2 Tours	1 Tour	1:16.426	53.97

Historique des temps

Kart	Pilote	1	2	3	4	5	6	7	8	9	10	Moy.
15	OLIVEUR	1:08.996	1:06.899	1:06.955	1:07.023	1:06.914	1:06.534	1:07.344	1:06.196	1:06.651	1:06.341	1:06.744
		1:06.197	1:06.064	1:05.910	1:06.395							
20	DEDE	1:09.130	1:07.196	1:06.709	1:06.758	1:06.511	1:06.507	1:07.969	1:06.414	1:06.763	1:06.373	1:06.844
		1:06.243	1:06.269	1:06.709	1:06.266							
9	EVENO BÉRENGER	1:11.944	1:09.357	1:07.718	1:07.106	1:07.661	1:08.090	1:07.420	1:07.310	1:07.900	1:07.371	1:08.402
		1:11.306	1:08.335	1:08.634	1:07.487							
5	NICKHOF	1:11.987	1:08.988	1:07.513	1:07.648	1:07.414	1:07.910	1:08.156	1:07.946	1:07.862	1:07.022	1:08.943
		1:10.102	1:08.732	1:09.962	1:13.960							
7	COKA	1:14.936	1:10.063	1:08.176	1:09.531	1:07.911	1:08.920	1:09.443	1:09.585	1:07.742	1:08.574	1:09.069
		1:07.960	1:07.927	1:08.189	1:08.020							
8	ALEXIS28	1:12.050	1:11.533	1:09.111	1:08.857	1:08.916	1:09.200	1:09.303	1:09.370	1:08.147	1:08.581	1:09.096
		1:08.344	1:07.526	1:08.652	1:07.762							
10	EVENO JEAN-LUC	1:13.515	1:09.678	1:09.045	1:08.675	1:09.415	1:08.861	1:09.712	1:10.774	1:08.477	1:09.210	1:09.338
		1:08.309	1:08.133	1:08.358	1:08.574							
2	VALOU76730	1:15.497	1:09.974	1:08.519	1:10.417	1:09.093	1:07.853	1:09.062	1:09.149	1:08.519	1:09.328	1:09.343
		1:08.604	1:08.146	1:07.938	1:08.716							
18	GREG	1:14.070	1:09.419	1:08.894	1:12.039	1:08.700	1:07.661	1:08.441	1:09.984	1:09.382	1:08.804	1:09.415
		1:09.671	1:08.744	1:07.717	1:08.284							
14	LECLERC THIERRY	1:13.656	1:12.143	1:09.131	1:09.134	1:08.327	1:08.102	1:09.714	1:17.728	1:08.866	1:08.801	1:10.123
		1:08.675	1:09.269	1:08.865	1:09.322							
3	FORTIER	1:19.066	1:10.837	1:09.475	1:08.860	1:08.414	1:09.904	1:08.758	1:08.584	1:09.178	1:09.017	1:10.102
		1:09.838	1:09.238	1:09.537	1:10.724							
4	QUESNEY JULIEN	1:29.505	1:11.195	1:10.352	1:11.152	1:09.389	1:11.094	1:10.711	1:10.442	1:09.311	1:10.044	1:11.725
		1:09.014	1:10.301	1:09.920	1:22.277							
17	ALEXIS	1:22.384	1:14.535	1:11.175	1:10.771	1:10.659	1:10.117	1:10.835	1:10.471	1:10.768	1:09.625	1:11.810
		1:10.640	1:11.530	1:10.029								
12	DUBOC REYNALD	1:25.883	1:12.068	1:14.618	1:13.491	1:12.658	1:12.565	1:12.415	1:14.545	1:12.827	1:12.806	1:14.087



L'ACCELERATION

resultats

Kart	Pilote	1	2	3	4	5	6	7	8	9	10	Moy.
		1:12.271	1:13.957	1:13.032								
6	FORTIER TIMOTHE	1:22.683	1:14.104	1:13.343	1:13.416	1:13.217	1:12.515	1:13.659	1:14.889	1:14.520	1:11.978	1:14.265
		1:12.294	1:12.969	1:15.867								
11	EUDE CHRISTOPHE	1:50.857	1:12.169	1:12.682	1:11.447	1:11.932	1:13.281	1:11.806	1:12.168	1:12.296	1:10.977	1:15.358
		1:14.018	1:13.657	1:12.367								
16	JULIEN	1:21.887	1:14.810	1:15.597	1:12.286	1:12.823	1:12.065	1:12.657	1:22.327	1:15.787	1:31.734	1:16.333
		1:12.379	1:12.906	1:15.077								
21	BASTIDE THOMAS	1:26.351	1:16.827	1:19.007	1:16.837	1:19.765	1:21.252	1:23.954	1:20.504	1:19.833	1:18.502	1:19.825
		1:16.426	1:18.647									