

SUN KART

resultats


LIBRES

22/08/2024 - 18:45

Cl	Kart	Pilote	Ecart	Meilleur Tour	Tours
1	17	MEZERAY ARTHUR		1:10.686	10
2	24	ALEX-DLG	0.167	1:10.853	9
3	19	TIBOU	0.801	1:11.487	9
4	14	MAILLARD GWENDAL	0.857	1:11.543	9
5	20	FNX	0.961	1:11.647	10
6	48	VALENTIN D	1.052	1:11.738	9
7	4	WHEEEEEEE	1.149	1:11.835	9
8	9	DAUDRÉ ROMAIN	1.461	1:12.147	10
9	32	ALEXIS28	1.531	1:12.217	9
10	3	MOLIEXE JÉRÉMY	1.603	1:12.289	9
11	25	BORNIAMBUC BAPTISTE	1.668	1:12.354	10
12	11	FARROW	1.901	1:12.587	9
13	27	BAPTISTE-LFCS	1.970	1:12.656	10
14	38	TOMROUSSL	2.089	1:12.775	9
15	30	RIQUIER PIERRE-ANTOINE	2.209	1:12.895	9
16	29	JASON	2.269	1:12.955	9
17	16	MICHEL	2.290	1:12.976	9
18	37	GUILMIN ALEXANDRE	2.500	1:13.186	9
19	2	VASSEUR MAXIME	2.705	1:13.391	9
20	33	GUILBERT GAYLOR	2.870	1:13.556	9
21	22	CANU ALEXANDRE	2.891	1:13.577	9
22	39	MAUPOMÉ ALEXANDRE	2.913	1:13.599	9
23	28	SACHALY	2.989	1:13.675	9
24	18	PETREL BASTIEN	3.372	1:14.058	9
25	8	GAINOUX PAUL	3.961	1:14.647	9
26	46	LE MORVAN-LELIEVRE LÉO	3.977	1:14.663	8
27	5	BOURGEOIS CYRILLE	4.047	1:14.733	8
28	31	LLOUIS	4.476	1:15.162	8
29	41	AMINELDZ	4.837	1:15.523	9
30	47	NICOG73	6.255	1:16.941	9
31			8.393	1:19.079	6

Historique des temps


Kart	Pilote	1	2	3	4	5	6	7	8	9	10	Moy.
17	MEZERAY ARTHUR	-	1:12.762	1:11.953	1:11.181	1:12.582	1:10.916	1:10.686	1:12.033	1:11.069	1:11.798	1:11.664
24	ALEX-DLG	-	1:14.583	1:12.190	1:13.853	1:12.186	1:11.225	1:10.853	1:12.002	1:10.881		1:12.221
19	TIBOU	-	1:14.834	1:11.894	1:12.524	1:13.166	1:12.621	1:11.564	1:11.487	1:12.701		1:12.598
14	MAILLARD GWENDA	-	1:12.328	1:11.543	1:12.035	1:12.645	1:13.202	1:13.309	1:12.040	1:12.596		1:12.462
20	FNX	-	1:13.352	1:13.102	1:12.229	1:12.192	1:11.872	1:11.647	1:12.331	1:12.041	1:14.031	1:12.533
48	VALENTIN D	-	1:12.765	1:13.024	1:12.370	1:12.596	1:12.229	1:11.738	1:11.876	1:11.902		1:12.312
4	WHEEEEEEE	-	1:15.490	1:11.958	1:12.918	1:13.917	1:14.155	1:13.350	1:11.835	1:12.957		1:13.322
9	DAUDRÉ ROMAIN	-	1:13.623	1:13.589	1:12.661	1:15.228	1:13.003	1:12.494	1:12.372	1:12.147	1:14.290	1:13.267
32	ALEXIS28	-	1:14.073	1:13.284	1:13.593	1:12.600	1:12.639	1:12.399	1:12.217	1:13.418		1:13.027
3	MOLIEXE JÉRÉMY	-	1:15.878	1:14.320	1:13.049	1:15.103	1:14.008	1:12.289	1:12.960	1:13.483		1:13.886
25	BORNIAMBUC BAPT	-	1:15.587	1:15.188	1:12.603	1:12.490	1:12.842	1:12.354	1:12.992	1:13.727	1:12.728	1:13.390
11	FARROW	-	1:15.373	1:14.029	1:14.563	1:13.243	1:13.575	1:13.430	1:12.587	1:12.920		1:13.715
27	BAPTISTE-LFCS	-	1:14.748	1:14.400	1:13.275	1:14.039	1:12.747	1:12.868	1:12.656	1:12.763	1:12.807	1:13.367
38	TOMROUSSL	-	1:17.560	1:13.510	1:13.447	1:19.331	1:15.254	1:12.775	1:12.898	1:14.327		1:14.887



SUN KART

resultats

Kart	Pilote	1	2	3	4	5	6	7	8	9	10	Moy.
30	RIQUIER PIERRE-AN	-	1:16.005	1:13.982	1:14.511	1:14.263	1:13.507	1:13.287	1:12.895	1:13.245		1:13.961
29	JASON	-	1:15.001	1:15.204	1:14.605	1:12.955	1:14.664	1:13.791	1:13.280	1:13.792		1:14.161
16	MICHEL	-	1:14.337	1:14.708	1:14.804	1:13.460	1:13.160	1:12.994	1:19.779	1:12.976		1:14.527
37	GUILMIN ALEXANDR	-	1:14.999	1:15.337	1:14.432	1:13.750	1:13.514	1:14.509	1:13.186	1:13.735		1:14.182
2	VASSEUR MAXIME	-	1:15.215	1:13.933	1:13.806	1:13.505	1:14.219	1:13.391	1:15.038	1:15.969		1:14.384
33	GUILBERT GAYLOR	-	1:14.841	1:14.237	1:14.061	1:15.152	1:14.394	1:13.818	1:13.556	1:14.469		1:14.316
22	CANU ALEXANDRE	-	1:16.401	1:15.841	1:15.360	1:14.922	1:13.577	1:14.503	1:14.191	1:14.132		1:14.865
39	MAUPOMÉ ALEXANI	-	1:21.153	1:15.239	1:15.131	1:14.645	1:13.599	1:14.717	1:14.056	1:14.368		1:15.363
28	SACHALY	-	1:20.301	1:16.929	1:14.127	1:18.791	1:15.710	1:13.675	1:15.326	1:15.200		1:16.257
18	PETREL BASTIEN	-	1:17.912	1:15.821	1:16.160	1:15.138	1:14.058	1:14.385	1:16.325	1:15.656		1:15.681
8	GAIGNOUX PAUL	-	1:17.063	1:30.151	1:17.128	1:15.660	1:14.915	1:14.647	1:16.045	1:15.276		1:17.610
46	LE MORVAN-LELIEV	-	1:19.818	1:17.237	1:15.706	1:18.438	1:14.694	1:14.663	1:14.763			1:16.474
5	BOURGEOIS CYRILL	-	1:24.236	1:24.905	1:23.475	1:50.136	1:17.013	1:14.958	1:14.733			1:24.208
31	LLOUIS	-	1:19.863	1:16.646	1:20.339	1:15.831	1:15.162	1:24.064	1:25.541			1:19.635
41	AMINELDZ	-	1:18.485	1:15.676	1:16.863	1:19.876	1:17.884	1:15.523	1:16.911	1:17.563		1:17.347
47	NICOG73	-	1:19.241	1:17.362	1:17.715	1:18.772	1:18.223	1:16.941	1:17.142	1:17.479		1:17.859
		-	2:55.904	1:34.588	1:20.252	1:19.079	3:00.654					2:02.095



SUN KART

resultats


CHRONOS

22/08/2024 - 19:17

Cl	Kart	Pilote	Ecart	Meilleur Tour	Tours
1	17	MEZERAY ARTHUR		1:10.617	10
2	24	ALEX-DLG	0.032	1:10.649	10
3	48	VALENTIN D	0.314	1:10.931	10
4	4	WHEEEEE	0.463	1:11.080	9
5	14	MAILLARD GWENDAL	0.605	1:11.222	9
6	20	FNX	0.764	1:11.381	10
7	21	DAUDRÉ ROMAIN	0.800	1:11.417	9
8	32	ALEXIS28	0.807	1:11.424	9
9	19	TIBOU	0.875	1:11.492	9
10	15	RIQUIER PIERRE-ANTOINE	0.889	1:11.506	9
11	39	MAUPOMÉ ALEXANDRE	1.382	1:11.999	10
12	25	BORNIAMBUC BAPTISTE	1.411	1:12.028	9
13	38	TOMROUSSL	1.578	1:12.195	9
14	16	MICHEL	1.775	1:12.392	9
15	11	FARROW	1.796	1:12.413	10
16	29	JASON	1.871	1:12.488	9
17	3	MOLIEXE JÉRÉMY	1.972	1:12.589	9
18	33	GUILBERT GAYLOR	1.979	1:12.596	10
19	27	BAPTISTE-LFCS	1.985	1:12.602	9
20	37	GUILMIN ALEXANDRE	2.275	1:12.892	9
21	22	CANU ALEXANDRE	2.401	1:13.018	9
22	18	PETREL BASTIEN	2.426	1:13.043	9
23	46	LE MORVAN-LELIEVRE LÉO	2.497	1:13.114	9
24	28	SACHALY	2.539	1:13.156	9
25	2	VASSEUR MAXIME	2.738	1:13.355	9
26	31	LLOUIS	3.085	1:13.702	9
27	41	AMINELDZ	3.125	1:13.742	9
28	5	BOURGEOIS CYRILLE	3.205	1:13.822	9
29	8	GAINOUX PAUL	3.443	1:14.060	9
30	47	NICOG73	4.382	1:14.999	8
31	12	PIOUPIOU	7.590	1:18.207	8

Historique des temps


Kart	Pilote	1	2	3	4	5	6	7	8	9	10	Moy.
17	MEZERAY ARTHUR	-	1:14.563	1:11.505	1:12.878	1:11.905	1:10.949	1:10.743	1:10.617	1:10.967	1:11.046	1:11.685
24	ALEX-DLG	-	1:12.514	1:11.506	1:12.248	1:11.230	1:11.513	1:11.367	1:11.260	1:10.649	1:11.286	1:11.508
48	VALENTIN D	-	1:14.058	1:12.240	1:12.445	1:11.697	1:10.931	1:11.633	1:11.319	1:11.720	1:11.460	1:11.944
4	WHEEEEE	-	1:12.579	1:11.847	1:11.589	1:11.816	1:11.490	1:12.646	1:11.080	1:11.561		1:11.826
14	MAILLARD GWENDA	-	1:11.937	1:13.543	1:12.287	1:12.387	1:11.798	1:11.480	1:11.942	1:11.222		1:12.074
20	FNX	-	1:14.795	1:14.442	1:11.542	1:11.381	1:11.609	1:11.590	1:12.063	1:12.458	1:11.700	1:12.397
21	DAUDRÉ ROMAIN	-	1:13.302	1:12.213	1:11.782	1:12.017	1:12.398	1:11.417	1:12.525	1:11.620		1:12.159
32	ALEXIS28	-	1:12.295	1:12.283	1:12.130	1:11.880	1:12.052	1:11.874	1:11.424	1:12.056		1:11.999
19	TIBOU	-	1:12.618	1:12.360	1:11.806	1:11.669	1:11.492	1:11.728	1:11.867	1:12.159		1:11.962
15	RIQUIER PIERRE-AN	-	1:12.596	1:12.101	1:11.506	1:11.563	1:12.845	1:11.858	1:11.864	1:12.114		1:12.055
39	MAUPOMÉ ALEXANI	-	1:14.800	1:14.144	1:12.728	1:12.732	1:12.400	1:13.742	1:13.133	1:12.296	1:11.999	1:13.108
25	BORNIAMBUC BAPT	-	1:13.718	1:12.357	1:12.250	1:12.691	1:12.953	1:12.307	1:12.831	1:12.028		1:12.641
38	TOMROUSSL	-	1:13.866	1:12.457	1:12.195	1:13.917	1:12.218	1:13.028	1:12.521	1:12.892		1:12.886
16	MICHEL	-	1:13.438	1:13.198	1:12.401	1:13.305	1:12.392	1:12.796	1:12.739	1:12.832		1:12.887



SUN KART

resultats

Kart	Pilote	1	2	3	4	5	6	7	8	9	10	Moy.
11	FARROW	-	1:13.836	1:13.559	1:12.558	1:13.634	1:12.450	1:12.563	1:13.867	1:12.413	1:12.865	1:13.082
29	JASON	-	1:15.988	1:13.581	1:13.638	1:13.204	1:12.616	1:12.488	1:13.485	1:12.885		1:13.485
3	MOLIEXE JÉRÉMY	-	1:12.879	1:13.171	1:13.194	1:13.014	1:12.870	1:12.990	1:12.589	1:13.097		1:12.975
33	GUILBERT GAYLOR	-	1:13.057	1:12.865	1:12.893	1:13.561	1:12.628	1:12.607	1:12.883	1:12.596	1:12.716	1:12.867
27	BAPTISTE-LFCS	-	1:14.592	1:13.267	1:13.009	1:12.602	1:13.411	1:12.716	1:13.060	1:12.934		1:13.198
37	GUILMIN ALEXANDR	-	1:15.237	1:13.983	1:14.944	1:13.641	1:13.189	1:13.631	1:13.658	1:12.892		1:13.896
22	CANU ALEXANDRE	-	1:16.278	1:13.547	1:13.298	1:14.464	1:22.494	1:13.054	1:14.116	1:13.018		1:15.033
18	PETREL BASTIEN	-	1:14.464	1:13.947	1:13.455	1:13.617	1:13.182	1:13.499	1:14.367	1:13.043		1:13.696
46	LE MORVAN-LELIEV	-	1:22.736	1:15.863	1:15.241	1:13.402	1:13.114	1:13.924	1:13.886	1:13.720		1:15.235
28	SACHALY	-	1:14.645	1:13.688	1:13.513	1:13.673	1:13.976	1:13.673	1:13.156	1:13.622		1:13.743
2	VASSEUR MAXIME	-	1:14.678	1:16.105	1:13.465	1:14.021	1:13.951	1:13.355	1:13.515	1:14.656		1:14.218
31	LLOUIS	-	1:38.072	1:15.483	1:14.621	1:14.499	1:14.272	1:14.591	1:13.702	1:14.427		1:17.458
41	AMINELDZ	-	1:15.786	1:14.267	1:16.429	1:17.724	1:14.442	1:17.117	1:13.998	1:13.742		1:15.438
5	BOURGEOIS CYRILL	-	1:14.644	1:14.025	1:13.822	1:14.201	1:15.326	1:14.000	1:16.139	1:14.053		1:14.526
8	GAINOUX PAUL	-	1:15.628	1:15.647	1:14.408	1:14.876	1:15.083	1:14.060	1:41.881	1:16.020		1:18.450
47	NICOG73	-	1:24.321	1:16.693	1:15.588	1:15.139	1:16.864	1:15.323	1:14.999			1:16.989
12	PIOUPIOU	-	1:23.074	1:20.597	1:19.905	1:18.582	1:18.207	1:23.740	1:18.304			1:20.344



SUN KART

resultats


COURSE

22/08/2024 - 19:47

Clt	Kart	Pilote	Tours	Ecart	Interv.	Meilleur Tour	km/h
1	17	MEZERAY ARTHUR	17			1:10.550	60.62
2	24	ALEX-DLG	17	3.181	3.181	1:10.438	60.46
3	20	FNX	17	7.719	4.538	1:10.840	60.23
4	4	WHEEEEE	17	9.721	2.002	1:11.098	60.14
5	14	MAILLARD GWENDAL	17	15.527	5.806	1:11.033	59.85
6	21	DAUDRÉ ROMAIN	17	16.126	0.599	1:11.237	59.82
7	15	RIQUIER PIERRE-ANTOINE	17	16.790	0.664	1:11.035	59.79
8	48	VALENTIN D	17	17.211	0.421	1:10.676	59.77
9	19	TIBOU	17	18.364	1.153	1:11.237	59.71
10	32	ALEXIS28	17	18.766	0.402	1:11.306	59.69
11	39	MAUPOMÉ ALEXANDRE	17	24.532	5.766	1:11.340	59.42
12	25	BORNIAMBUC BAPTISTE	17	27.407	2.875	1:11.739	59.28
13	11	FARROW	17	32.552	5.145	1:11.643	59.03
14	33	GUILBERT GAYLOR	17	33.196	0.644	1:12.282	59.00
15	3	MOLIEXE JÉRÉMY	17	33.756	0.560	1:11.652	58.98
16	38	TOMROUSSL	17	35.429	1.673	1:11.768	58.90
17	27	BAPTISTE-LFCS	17	38.291	2.862	1:12.450	58.76
18	29	JASON	17	39.572	1.281	1:12.324	58.70
19	37	GUILMIN ALEXANDRE	17	43.734	4.162	1:12.521	58.51
20	28	SACHALY	17	58.032	14.298	1:13.292	57.85
21	2	VASSEUR MAXIME	17	59.284	1.252	1:13.179	57.79
22	22	CANU ALEXANDRE	17	1:02.059	2.775	1:12.655	57.66
23	18	PETREL BASTIEN	17	1:04.708	2.649	1:12.735	57.54
24	5	BOURGEOIS CYRILLE	17	1:06.318	1.610	1:13.447	57.47
25	46	LE MORVAN-LELIEVRE LÉO	17	1:08.383	2.065	1:12.762	57.38
26	8	GAINOUX PAUL	16	1 Tour	1 Tour	1:13.743	56.96
27	41	AMINELDZ	16	1 Tour	3.535	1:13.828	56.79
28	31	LLOUIS	16	1 Tour	0.847	1:13.055	56.75
29	47	NICOG73	16	1 Tour	4.825	1:14.799	56.53
30	16	MICHEL	16	1 Tour	2.090	1:12.759	56.43
31	12	PIOUPIOU	16	1 Tour	23.846	1:14.882	55.36

Historique des temps

Kart	Pilote	1	2	3	4	5	6	7	8	9	10	Moy.
17	MEZERAY ARTHUR	1:15.171	1:11.252	1:11.049	1:11.200	1:10.925	1:11.050	1:10.818	1:11.085	1:10.910	1:10.720	1:11.262
		1:10.550	1:10.753	1:10.613	1:10.984	1:12.281	1:10.753	1:11.343				
24	ALEX-DLG	1:17.125	1:12.158	1:11.292	1:11.188	1:10.927	1:10.781	1:11.015	1:10.438	1:10.572	1:10.947	1:11.452
		1:10.781	1:11.279	1:10.986	1:10.959	1:11.876	1:10.811	1:11.558				
20	FNX	1:15.654	1:12.644	1:11.402	1:11.594	1:10.925	1:10.969	1:11.393	1:11.036	1:11.250	1:10.840	1:11.641
		1:11.378	1:11.378	1:11.511	1:11.004	1:11.279	1:11.684	1:11.961				
4	WHEEEEE	1:16.241	1:11.936	1:11.483	1:12.467	1:11.584	1:11.261	1:11.239	1:11.129	1:11.483	1:11.425	1:11.781
		1:11.767	1:11.098	1:11.586	1:11.189	1:11.411	1:11.252	1:11.737				
14	MAILLARD GWENDA	1:16.661	1:11.971	1:11.778	1:11.461	1:12.381	1:12.918	1:11.606	1:12.976	1:11.317	1:11.033	1:12.085
		1:11.152	1:11.904	1:12.532	1:11.776	1:11.364	1:11.265	1:11.356				
21	DAUDRÉ ROMAIN	1:16.680	1:11.867	1:12.559	1:12.272	1:11.245	1:12.290	1:11.585	1:13.060	1:11.366	1:11.356	1:12.087
		1:11.263	1:11.599	1:12.246	1:11.855	1:11.237	1:11.444	1:11.557				
15	RIQUIER PIERRE-AN	1:15.841	1:11.777	1:11.902	1:11.371	1:12.385	1:12.418	1:11.412	1:12.158	1:11.477	1:11.446	1:12.089
		1:11.466	1:12.116	1:12.289	1:12.839	1:12.066	1:11.530	1:11.035				



SUN KART

resultats

Kart	Pilote	1	2	3	4	5	6	7	8	9	10	Moy.
48	VALENTIN D	1:17.906 1:11.879	1:12.389 1:11.022	1:12.092 1:13.265	1:12.209 1:11.471	1:11.921 1:12.045	1:11.793 1:11.782	1:11.573 1:10.676	1:13.105	1:11.552	1:11.107	1:12.222
19	TIBOU	1:18.043 1:11.337	1:13.149 1:11.494	1:11.698 1:12.347	1:11.237 1:11.563	1:11.686 1:11.395	1:11.809 1:12.565	1:11.989 1:11.810	1:11.877	1:11.415	1:11.406	1:12.165
32	ALEXIS28	1:18.716 1:12.156	1:13.581 1:11.306	1:11.867 1:11.639	1:11.559 1:11.498	1:11.749 1:11.764	1:11.508 1:11.579	1:11.604 1:12.191	1:12.218	1:11.635	1:11.452	1:12.236
39	MAUPOMÉ ALEXANI	1:17.782 1:15.851	1:12.576 1:11.893	1:11.920 1:11.340	1:11.589 1:12.004	1:11.761 1:12.717	1:11.866 1:11.894	1:11.690 1:12.429	1:12.767	1:11.430	1:11.515	1:12.530
25	BORNIAMBUC BAPT	1:18.106 1:12.280	1:14.121 1:12.404	1:11.793 1:11.739	1:12.152 1:12.283	1:12.324 1:11.741	1:12.790 1:12.302	1:12.709 1:12.371	1:12.227	1:12.263	1:12.198	1:12.694
11	FARROW	1:18.121 1:12.459	1:14.881 1:12.189	1:13.448 1:13.095	1:12.842 1:13.337	1:12.739 1:11.643	1:12.264 1:11.741	1:12.169 1:12.560	1:11.686	1:12.830	1:12.007	1:12.941
33	GUILBERT GAYLOR	1:16.976 1:12.835	1:14.248 1:13.007	1:12.834 1:13.183	1:12.398 1:12.550	1:12.293 1:12.463	1:12.282 1:12.767	1:12.383 1:12.284	1:12.377	1:12.371	1:13.004	1:12.956
3	MOLIEXE JÉRÉMY	1:18.889 1:11.854	1:16.321 1:12.748	1:13.701 1:12.249	1:12.318 1:12.907	1:13.224 1:12.333	1:12.357 1:11.652	1:11.723 1:12.158	1:12.177	1:12.065	1:12.179	1:12.991
38	TOMROUSSL	1:17.794 1:12.287	1:15.628 1:12.825	1:15.229 1:11.768	1:12.439 1:13.428	1:12.456 1:12.924	1:12.018 1:12.526	1:13.150 1:12.523	1:11.890	1:11.981	1:12.648	1:13.147
27	BAPTISTE-LFCS	1:17.382 1:12.926	1:14.782 1:12.699	1:13.315 1:13.038	1:12.880 1:12.818	1:13.383 1:12.644	1:12.509 1:12.493	1:13.647 1:12.991	1:12.659	1:12.654	1:12.450	1:13.251
29	JASON	1:17.458 1:12.787	1:15.231 1:12.643	1:12.435 1:13.483	1:12.366 1:18.093	1:12.357 1:12.718	1:12.383 1:12.648	1:12.654 1:12.649	1:12.324	1:12.611	1:12.355	1:13.364
37	GUILMIN ALEXANDR	1:18.206 1:13.058	1:15.737 1:12.582	1:13.679 1:12.521	1:12.859 1:13.742	1:14.055 1:12.810	1:12.727 1:13.002	1:12.620 1:13.457	1:12.787	1:13.480	1:13.068	1:13.552
28	SACHALY	1:19.079 1:13.591	1:14.906 1:13.292	1:14.356 1:13.644	1:14.686 1:14.366	1:14.864 1:14.224	1:13.355 1:14.286	1:13.534 1:14.030	1:13.753	1:14.776	1:13.622	1:14.374
2	VASSEUR MAXIME	1:18.908 1:13.179	1:15.203 1:13.249	1:15.603 1:13.286	1:13.263 1:14.436	1:13.800 1:14.067	1:13.289 1:15.313	1:13.880 1:14.406	1:13.625	1:15.324	1:14.246	1:14.416
22	CANU ALEXANDRE	1:29.496 1:12.975	1:13.400 1:13.971	1:14.140 1:13.298	1:12.655 1:13.366	1:19.523 1:12.703	1:13.719 1:12.818	1:13.503 1:13.564	1:13.647	1:13.070	1:12.979	1:14.636
18	PETREL BASTIEN	1:26.017 1:14.455	1:14.026 1:16.075	1:19.090 1:13.303	1:13.882 1:12.735	1:14.385 1:13.370	1:13.188 1:13.150	1:12.879 1:13.882	1:14.154	1:13.729	1:13.147	1:14.792
5	BOURGEOIS CYRILL	1:23.363 1:14.568	1:15.511 1:14.246	1:14.494 1:13.888	1:14.256 1:13.655	1:14.478 1:14.933	1:14.055 1:13.650	1:13.709 1:14.651	1:14.940	1:13.447	1:13.636	1:14.792
46	LE MORVAN-LELIEV	1:20.089 1:13.834	1:14.631 1:12.762	1:15.324 1:13.312	1:13.936 1:13.293	1:14.578 1:13.662	1:13.469 1:14.205	1:13.531 1:28.355	1:13.173	1:13.283	1:13.317	1:14.985
8	GAIGNOUX PAUL	1:21.707 1:15.130	1:16.089 1:14.726	1:14.532 1:14.209	1:14.428 1:14.760	1:14.201 1:14.053	1:13.989 1:13.783	1:13.743	1:22.302	1:14.660	1:14.432	1:15.421
41	AMINELDZ	1:21.853 1:15.605	1:15.087 1:16.134	1:14.469 1:24.745	1:14.371 1:14.629	1:14.309 1:13.828	1:14.188 1:14.296	1:14.003	1:13.987	1:14.296	1:14.885	1:15.667
31	LLOUIS	1:30.105 1:13.678	1:14.622 1:14.796	1:15.043 1:14.463	1:13.763 1:14.084	1:18.029 1:13.262	1:14.522 1:13.855	1:13.055	1:16.063	1:19.339	1:13.528	1:15.762
47	NICOG73	1:21.710 1:15.342	1:16.435 1:15.055	1:16.141 1:15.826	1:15.482 1:14.912	1:16.230 1:15.206	1:15.491 1:14.799	1:15.302	1:15.997	1:15.340	1:15.611	1:15.929
16	MICHEL	1:23.711 1:13.055	1:13.145 1:19.516	1:13.414 1:14.674	1:14.137 1:12.996	1:29.483 1:13.448	1:24.677 1:13.220	1:12.986	1:12.759	1:16.451	1:13.514	1:16.324
12	PIOUPIOU	1:20.769 1:16.094	1:24.938 1:16.217	1:18.183 1:18.277	1:17.399 1:15.790	1:16.623 1:14.882	1:16.675 1:20.389	1:17.184	1:15.992	1:16.598	1:15.254	1:17.579